

KO 7 - 15 Church St Ashburton

Table of Contents

Cover ..... 1

Table of Contents ..... 2

Contacts .....3

Luminaire list ..... 4

Site 1

Luminaire layout plan .....5

Calculation objects / Light scene 1 ..... 8

## Contacts



**Managing Director**  
Lyonne Edwards Technologies

Industrial Commercial Lighting  
291 Marshland rd  
Marshland  
Christchurch 8083

T 03 385 2291  
F 021 1319 752  
[lyonne@iclighting.co.nz](mailto:lyonne@iclighting.co.nz)

## Luminaire list

 $\Phi_{\text{total}}$ 

21560 lm

 $P_{\text{total}}$ 

327.6 W

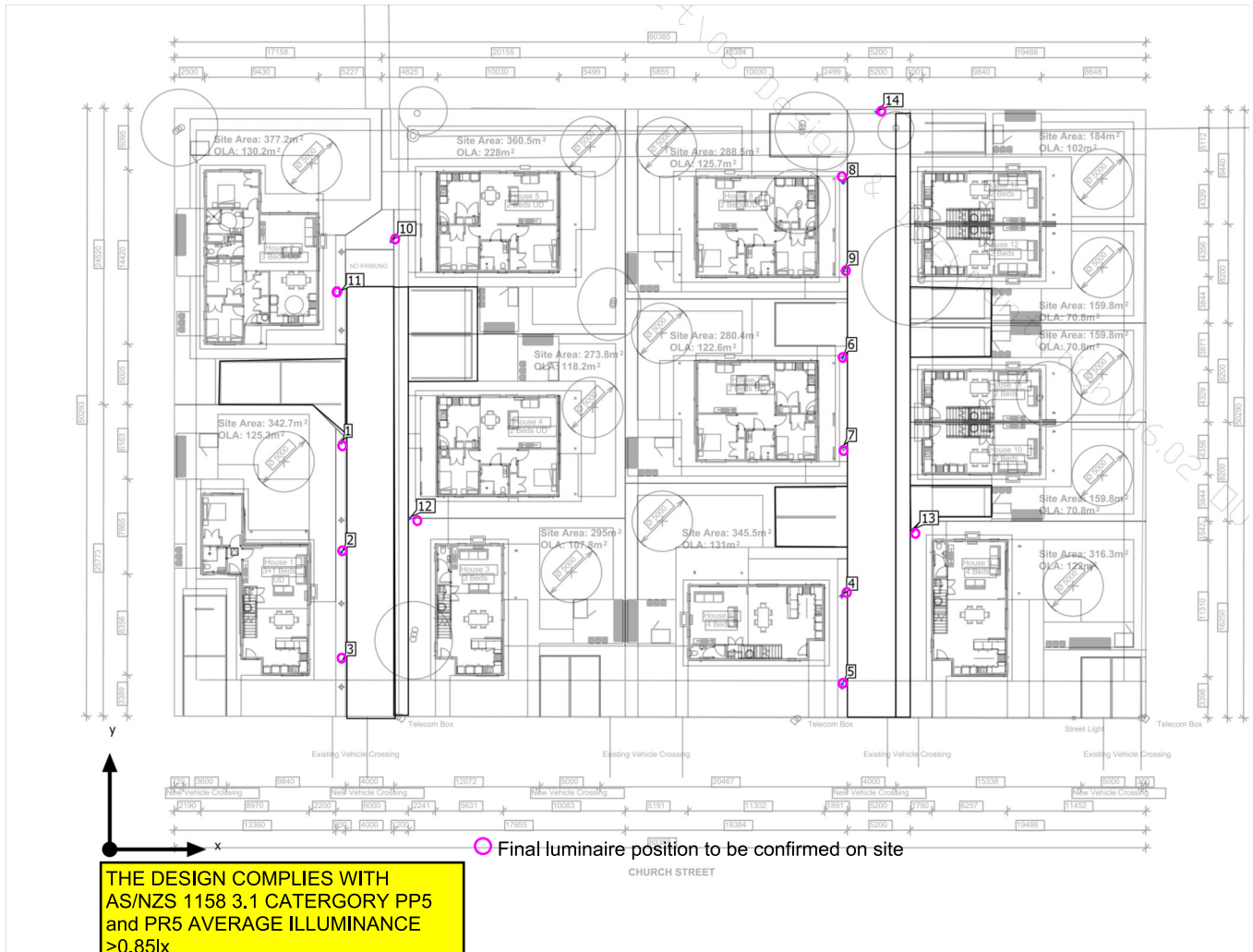
Luminous efficacy

65.8 lm/W

pcs.	Manufacturer	Article No.	Article name	P	$\Phi$	Luminous efficacy	Index
14	Not yet a DIALux member		ICL-BLP-24W-360° Porcini	23.4 W	1540 lm	65.8 lm/W	B1

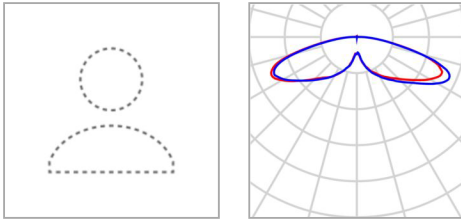
## Site 1

## Luminaire layout plan



Site 1

## Luminaire layout plan



Manufacturer	Not yet a DIALux member	P	23.4 W
Article name	ICL-BLP-24W-360° Porcini	Φ <sub>Luminaire</sub>	1540 lm
Fitting	1x ICL-BLP-24W-360°		
Index	B1		

3 x Not yet a DIALux member ICL-BLP-24W-360° Porcini

Type	Line arrangement	X	Y	Mounting height	Luminaire
1st luminaire (X/Y/Z)	19.154 m / 33.652 m / 0.900 m	19.154 m	33.652 m	0.900 m	1
X-direction	3 pcs., Centre - centre, 9.063 m	19.171 m	24.589 m	0.900 m	2
		19.189 m	15.527 m	0.900 m	3

2 x Not yet a DIALux member ICL-BLP-24W-360° Porcini

Type	Line arrangement	X	Y	Mounting height	Luminaire
1st luminaire (X/Y/Z)	60.594 m / 20.999 m / 0.900 m	60.594 m	20.999 m	0.900 m	4
X-direction	2 pcs., Centre - centre, 7.298 m	60.615 m	13.701 m	0.900 m	5

.9

## Site 1

## Luminaire layout plan

Type	Line arrangement	X	Y	Mounting height	Luminaire
1st luminaire (X/Y/Z)	60.623 m / 40.729 m / 0.900 m	60.623 m	40.729 m	0.900 m	6
X-direction	2 pcs., Centre - centre, 7.420 m	60.623 m	33.308 m	0.900 m	7

## 2 x Not yet a DIALux member ICL-BLP-24W-360° Porcini

Type	Line arrangement	X	Y	Mounting height	Luminaire
1st luminaire (X/Y/Z)	60.687 m / 55.167 m / 0.900 m	60.687 m	55.167 m	0.900 m	8
X-direction	2 pcs., Centre - centre, 7.300 m	60.687 m	47.867 m	0.900 m	9

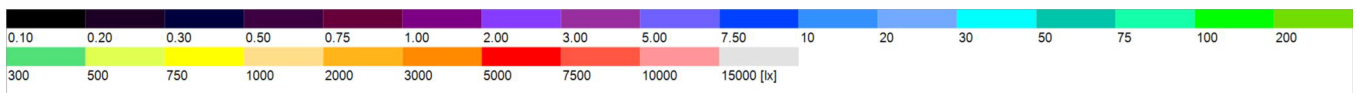
## 2 x Not yet a DIALux member ICL-BLP-24W-360° Porcini

Type	Line arrangement	X	Y	Mounting height	Luminaire
1st luminaire (X/Y/Z)	23.290 m / 50.310 m / 0.900 m	23.290 m	50.310 m	0.900 m	10
X-direction	2 pcs., Centre - centre, Distances not equal	19.047 m	46.117 m	0.900 m	11

## Individual luminaires

X	Y	Mounting height	Luminaire
24.836 m	27.402 m	0.900 m	12
66.493 m	26.368 m	0.900 m	13
63.490 m	61.010 m	0.900 m	14

## Calculation objects





Site 1 (Light scene 1)

**Calculation objects**

## Calculation surfaces

Properties	$\bar{E}$	$E_{min}$	$E_{max}$	$g_1$	$g_2$
Driveway 1 Perpendicular illuminance Height: 0.100 m	11.8 lx	0.23 lx	292 lx	0.019	0.001
Pathway 1 Perpendicular illuminance Height: 0.100 m	14.5 lx	0.14 lx	280 lx	0.010	0.001
Driveway 2 Perpendicular illuminance Height: 0.100 m	11.4 lx	0.52 lx	165 lx	0.046	0.003
Pathway 2 Perpendicular illuminance Height: 0.100 m	11.2 lx	0.27 lx	330 lx	0.024	0.001

Utilisation profile: DIALux presetting (5.1.4 Standard (outdoor transportation area))