





**Legend**

 School Name

**School Zone**

 Permanent 30 km/h

 Variable 60 km/h

 Existing Road

Environment Canterbury Regional Council; Hurunui District Council; Waimakariri District Council; Timaru District Council; Waimate District Council; Mackenzie District Council; Otago Regional Council; LINZ; NIWA



Speed Limits Review: Longbeach School

Scale 1:2,500  
At A3



**Disclaimer Note:**  
Sourced from the LINZ Data Service and licensed for re-use under the Creative Commons Attribution 4.0 New Zealand license. The information supplied in this image is sourced from information held by Ashburton District Council. It is supplied in good faith but its accuracy or completeness is not guaranteed.